




# WG2634861 - DATASHEET - FORD

REFERENCE																	
<b>HEAD GASKET</b> WG2634861	<b>MATERIAL</b> -	<b>HEAD BOLTS</b> -	<b>PISTON PERTRUSION</b> -														
<b>THICKNESS</b> -	<b>NOTCHES</b> -	<b>HEAD BOLT LENGTH</b> -	<b>BORE/DIA PISTON</b> 73mm														
APPLICATION																	
<b>ENGINE CODE</b> M2DA/ M1DA (ECOBOOST)	<b>ENGINE CC</b> 998	<b>FUEL TYPE</b> PETROL	<b>CYLINDERS</b> 3														
TIGHTENING PROCEDURE																	
<b>(9.8 N.m = 7.2 lb.ft)</b>		<b>(1 lb.ft = 1.35 N.m)</b>															
1). 20 N.m 2). 40 N.m 3). -45 ° 4). 30 N.m 5). +90 ° 6). +90 °		1). 15 lb.ft 2). 30 lb.ft 3). -45 ° 4). 22 lb.ft 5). +90 ° 6). +90 °															
RETIGHTENING			LOOSEN 90 DEGREES OR TIGHTEN BOLT BY RESPECTING THE SPECIFIED TORQUE AND ORDER.														
NO																	
TIGHTENING ORDER			RUN THE ENGINE UNTIL TOTAL OPENING OF THE THERMOSTAT, LET THE ENGINE COOL DOWN FOR 4 HOURS (WITH OPEN BONNET) OPEN THE CAP OF THE EXPANSION TANK OF THE WATER COOLING CIRCUIT.														
<table border="0"> <tr> <td><b>6</b></td> <td><b>2</b></td> <td><b>4</b></td> <td><b>8</b></td> </tr> <tr> <td>*</td> <td>*</td> <td>*</td> <td>*</td> </tr> <tr> <td>*</td> <td>*</td> <td>*</td> <td>*</td> </tr> <tr> <td><b>5</b></td> <td><b>3</b></td> <td><b>1</b></td> <td><b>7</b></td> </tr> </table> 				<b>6</b>	<b>2</b>	<b>4</b>	<b>8</b>	*	*	*	*	*	*	*	*	<b>5</b>	<b>3</b>
<b>6</b>	<b>2</b>	<b>4</b>	<b>8</b>														
*	*	*	*														
*	*	*	*														
<b>5</b>	<b>3</b>	<b>1</b>	<b>7</b>														

SURFACE ROUGHNESS	
MULTILAYER STEEL GASKET	
ALUMINIUM	0.5 / 1.0 um
CAST IRON	1.5 / 1.8 um
SANDWICH GASKET	
ALUMINIUM	2.3 um MAX
CAST IRON	3.8 um MAX

**HEAD BOLTS MUST BE REPLACED**



**WILMINK ENGINE PARTS**  
www.wilminkengineparts.com

sales@wilmink.nl | +31 (0)50 549 52 00

Wilmink Group | Rigaweg 16, 9723 TH Groningen, The Netherlands